

D.A.V Public School, Kailash Hills
Holiday Homework
Session: 2023 - 24
Pre School



DEVELOPING GROSS AND FINE MOTOR SKILLS



Walking on a line (straight/zig zag/curve/shapes)

Crawling, hopping, jumping and running

Climbing up and down the stairs.

Throwing, catching and kicking a soft big ball.

Simple stretching exercises.

Game- Tug of war, Dog and the Bone.

Pouring water from one container to another.

Taking a hand towel, dipping it in water and squeezing.

Pressing and squeezing soft balls.

Tearing paper and pasting within a given shape.

Freehand drawing and colouring.

Rolling a mat/ folding a napkin.

COMMUNICATING WELL

SHOW AND TELL



- Ask your child to choose her/his favourite object.
- Encourage her/him to show and tell about the chosen object in full sentence.

You may ask questions like:

What is the name of the object?

What is the colour of the object?

What is the shape of the object?


What do you do with this?

Why do you like it?

You can also point out to any part of the body and encourage her/him to tell the name of the body parts and its functions.

COMMUNICATING WELL

STORY TIME



Story time is a special time. Make your little one sit close to you. Hold the story book in such a way that both of you can see the pictures and the words. Read at a moderate pace, emoting the story.

Your child will learn to listen, see the words and the pictures. You can even ask her/ him to predict what will happen next. Practice this exercise regularly with your child.

RHYMES

Encourage your little one to learn two poems/ rhymes and two action songs in any of the following languages.

- **Her/ his mother tongue**
- **Hindi**
- **English**

EXERCISES TO ENHANCE CLARITY IN SPEECH



JAW EXERCISES

- Give your child to chew uncut fruits and vegetables (apple, small sized pears, chunks of cucumber, etc.)
- Fill a bowl of water and ask your child to blow into it with a straw.
- Blow and try to move a light stationery ball.
- Give a flute or a whistle to Blow.

TONGUE EXERCISE

- Place a drop of honey on the right cheek and encourage your child to stretch her/ his tongue out to taste it. Likewise, place a drop of honey on the left cheek and corners of the lips.
- Pretend that a toffee is inside the mouth. Now ask your child to move the tongue to roll the toffee to the left side and then to the right. Repeat it a few times.

THROAT EXERCISES

- Sing SA RE GA MA PA or DO RE MI FA and prolonged each sound.
- Pronounce Hindi vowel sounds and prolong each sound while running or walking.

JAR BOTTLE DECORATION



Decorate empty bottle or jar using different decorative material like paints, thread, mirror, jute etc.

Add your creativity and come up with new ideas to make the project more attractive.

(Bring to school after holidays)

BIRD FEEDER



Make a bird feeder: As summers are around the corner, most of us are staying home. Birds may be struggling to find food and water outside. Children may take up an exercise to make a bird feeder out of waste material.

Materials used:

- Empty container
- Twine/thread
- Bird feed

Directions:

- Take an empty container and make holes in each corner of the container.
- Thread the twine through the holes and bring the twine together and tie it in looped knot. Fill them with bird feed.
- Place it or hang it at some open space where birds can come and feed.

SENSORY BOTTLES



With just a shake, this sea themed sensory bottle will mesmerize anybody. Let yourself dive deep under the sea level by looking at all the glitter, sparkles and sea creatures swirl, swim and shine into the water. Sensory bottles are a great way to engage the learners and introduce the sensory play without the mess.

MATERIAL REQUIRED

Empty clear bottles, water, blue food colour, baby oil/ cooking oil, glitter and sea creatures, play toys and shells

STEPS

- Add $\frac{1}{2}$ cup of baby oil/ cooking oil in the empty clear bottles and then fill with warm water $\frac{3}{4}$ full.
- Mix blue food colouring to water until it's a light blue colour.
- Add some glitter, shells and sea creature's toys to it.
- Put the lid on the bottles and shake well.
- If your shells or toys don't move well you may need to add a little more water.
- Use super glue to glue the lid shut so it doesn't open. (Bring to school after holidays)

LITTLE CHEF



On occasion of Father's day, let's celebrate and honour our fathers. Put on your chef's cap and get going in the kitchen.

CHOCOLATE DESERT

Kids will love getting their hands dirty with this fun homemade dessert activity.

INGREDIENTS

- Wheat bread (crumbled), chocolate sauce, sugar syrup, fresh cream, cherry

METHOD

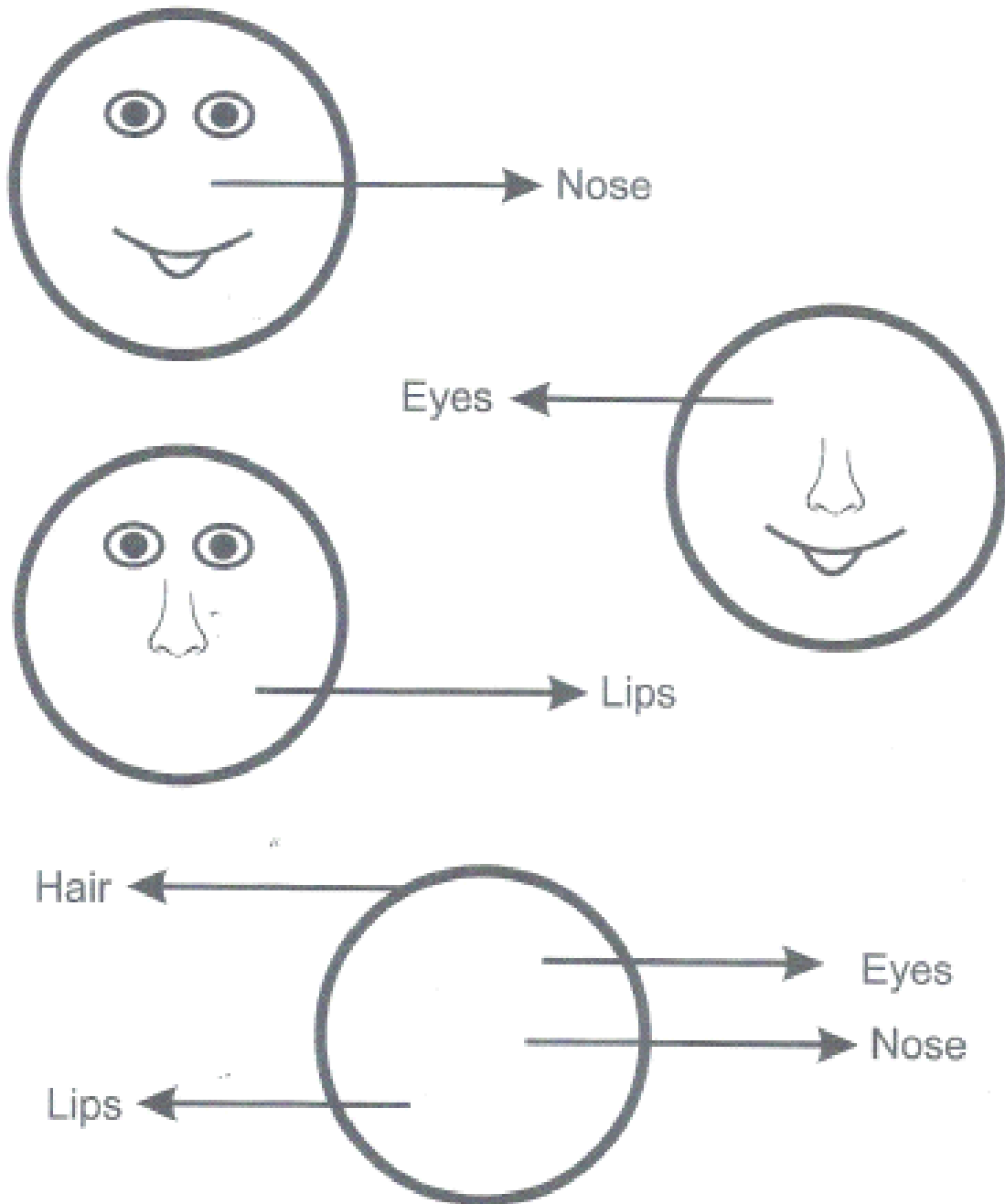
- Take a bowl and add wheat bread (crumbled) into it.
- Add some sugar syrup so that bread gets moist.
- Now add chocolate syrup and make layer of it.
- Similarly add fresh cream and make another of it.
- Repeat the steps and make alternate layers of wheat bread, fresh cream and chocolate syrup.
- Garnish it with cherry and refrigerate it for at least 20 minutes and serve it with love and wish **HAPPY FATHERS DAY** to your father.

Phonic English words sound in Hindi

A	- ऐ	- APPLE	N	- न	- Nest
B	- ब	- Bat	O	- ओ	- Owl
C	- क	- Cat	P	- प	- Parrot
D	- ड	- Dog	Q	- क्व	- Queen
E	- ए	- Egg	R	- र	- Rat
F	- फ	- Fan	S	- स	- Sun
G	- ग	- Goat	T	- ट	- Tent
H	- ह	- Hen	U	- अ	- Umbrella
I	- इ	- Ice, Ink	V	- व	- Van
J	- ज	- Jug	W	- वाँ	- Web
K	- क	- Kangaroo	X	- क्स	- Box
L	- ल	- Lion	Y	- य	- Yak
M	- म	- Mango	Z	- ज़	- Zoo

A special person called me:

Draw the missing facial parts in the given pictures to complete the faces.



This is me. I am a _____.

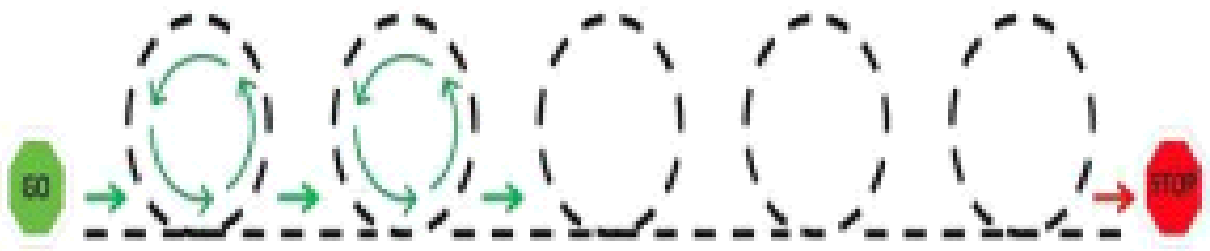
COLOUR THE BIG MUSHROOM,
PASTE BIG BINDIS ON IT AND
CROSS THE SMALL ONE



TRACE THE PATTERNS



— *Get Moving* —



LET'S LEARN THE SHAPES (Trace and color the shapes)



circle





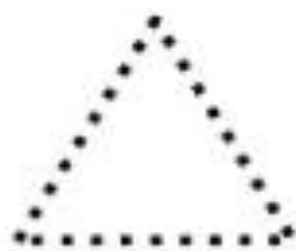



square



triangle



rectangle



❖ TRACE THE PATTERNS

